



JSS MAHAVIDYAPEETHA

JSS COLLEGE OF ARTS, COMMERCE & SCIENCE

(An Autonomous College of University of Mysore)

B.N. ROAD, MYSURU-570 025 KARNATAKA

Re-accredited by NAAC with 'A' grade

Recognised by UGC as "College with Potential for Excellence"

Ph: 0821-2548236 & 2548380. FAX: 0821-2548238 E-mail: jssautonomous@gmail.com Website: JSSCACS.edu.in

About the college

Following is a brief profile of JSS COLLEGE OF ARTS, COMMERCE AND SCIENCE

JSS College of Arts, Commerce and Science is a co-educational College established in 1964 under the aegis of JSS Mahavidyapeetha, Mysore. The College was started as an affiliated college of University of Mysore with undergraduate programmes in BA, BSc, BCom, BBM and was given permanent affiliation in 1993. The College is recognised by UGC under section 2(f) and 12(B) of the UGC Act 1956 and is receiving central assistance. The college has been functioning as an autonomous college from the academic year 2005-06. The distinctive features of autonomy are that the college is empowered to frame the syllabi, introduce new courses and conduct examinations independently. The degree is awarded by the University of Mysore. The college is situated on a sprawling 7.08 acres plot with a spacious building and a hostel in a picturesque surrounding at the foot of Chamundi Hills. The third floor to the existing building created additional space to meet the growing needs of the college. The women hostel has also been extended to accommodate 200 students. It has excellent infrastructure required for the pursuit of academic excellence Under the spiritual guidance of H.H Jagadguru Sri Shivarathri Deshikendra Mahaswamiji, the institution is desirous of scaling new heights in the days to come. The entire spectrum of management, staff and students are committed to put in their best to make this dream come true.

Feedback Framework

Following is the list of questions, which is taken by the stakeholders

Question	Option
Knowledge base of the teacher	Very Good
Knowledge base of the teacher	Good
Knowledge base of the teacher	Satisfactory
Knowledge base of the teacher	Below threshold
Communication Skills	Very Good
Communication Skills	Good
Communication Skills	Satisfactory
Communication Skills	Below threshold
Sincerity / Commitment of the teacher	Very Good
Sincerity / Commitment of the teacher	Good
Sincerity / Commitment of the teacher	Satisfactory
Sincerity / Commitment of the teacher	Below threshold
Interest generated by the teacher	Very Good

Interest generated by the teacher	Good
Interest generated by the teacher	Satisfactory
Interest generated by the teacher	Below threshold
Ability to integrate course material with environment/other issues, to provide a broader perspective	Very Good
Ability to integrate course material with environment/other issues, to provide a broader perspective	Good
Ability to integrate course material with environment/other issues, to provide a broader perspective	Satisfactory
Ability to integrate course material with environment/other issues, to provide a broader perspective	Below threshold
Ability to integrate content with other courses	Very Good
Ability to integrate content with other courses	Good
Ability to integrate content with other courses	Satisfactory
Ability to integrate content with other courses	Below threshold
Accessibility of the teacher in and out of the class (includes availability of the teacher to motivate further study and discussion outside class)	Very Good
Accessibility of the teacher in and out of the class (includes availability of the teacher to motivate further study and discussion outside class)	Good
Accessibility of the teacher in and out of the class (includes availability of the teacher to motivate further study and discussion outside class)	Satisfactory
Accessibility of the teacher in and out of the class (includes availability of the teacher to motivate further study and discussion outside class)	Below threshold
Ability to design quizzes /Tests / assignments / examinations and projects to evaluate students understanding of the course	Very Good
Ability to design quizzes /Tests / assignments / examinations and projects to evaluate students understanding of the course	Good
Ability to design quizzes /Tests / assignments / examinations and projects to evaluate students understanding of the course	Satisfactory
Ability to design quizzes /Tests / assignments / examinations and projects to evaluate students understanding of the course	Below threshold
Provision of sufficient time for feedback	Very Good
Provision of sufficient time for feedback	Good
Provision of sufficient time for feedback	Satisfactory
Provision of sufficient time for feedback	Below threshold
Overall rating	Very Good
Overall rating	Good
Overall rating	Satisfactory
Overall rating	Below threshold

Total questions answered by the all students

> Above framework has been selected for the feedback and here is the summary of responses




Figure1: Doughnut Diagram - number of responses

Type	Total Number
Student	1420

Average score per question

> Below is the data, that reflects average score per question

Question	Score
Sincerity / Commitment of the teacher	9.23
Knowledge base of the teacher	9.19
Ability to integrate course material with environment/other issues, to provide a broader perspective	9.28
Interest generated by the teacher	9.49
Ability to design quizzes /Tests / assignments / examinations and projects to evaluate students understanding of the course	9.45
Accessibility of the teacher in and out of the class (includes availability of the teacher to motivate further study and discussion outside class)	9.2
Overall rating	9.27
Provision of sufficient time for feedback	9.35

Communication Skills	9.26
Ability to integrate content with other courses	9.18

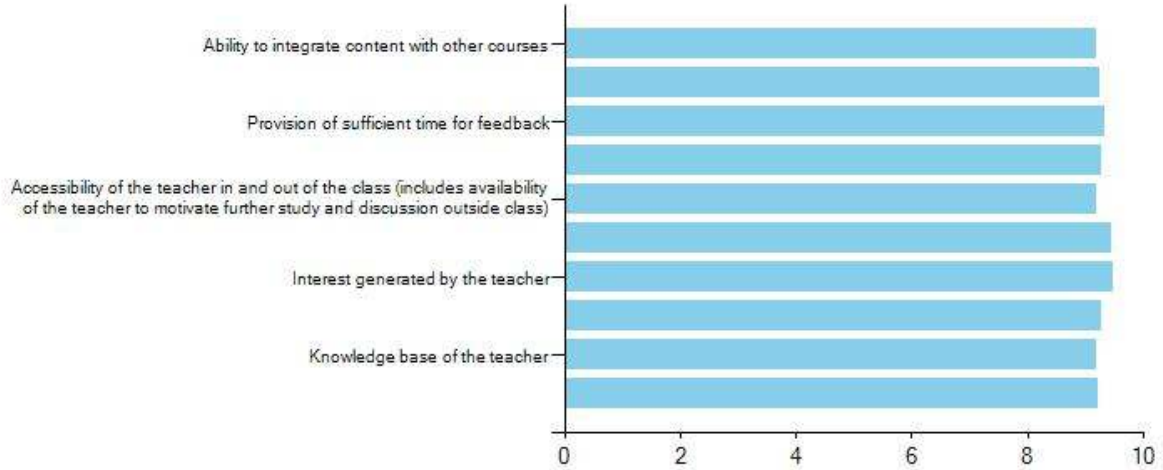


Figure3: Bar Diagram - average score per question

Summary of responses for every option

> Below is the data that reflects, summary of responses for every option

Question	Option	Count
Ability to design quizzes /Tests / assignments / examinations and projects to evaluate students understanding of the course	Good	52
Ability to integrate content with other courses	Good	77
Ability to integrate course material with environment/other issues, to provide a broader perspective	Good	68
Accessibility of the teacher in and out of the class (includes availability of the teacher to motivate further study and discussion outside class)	Good	75
Communication Skills	Good	70
Interest generated by the teacher	Good	48
Knowledge base of the teacher	Good	76
Overall rating	Good	69
Provision of sufficient time for feedback	Good	61
Sincerity / Commitment of the teacher	Good	72
Ability to design quizzes /Tests / assignments / examinations and projects to evaluate students understanding of the course	Very Good	90
Ability to integrate content with other courses	Very Good	65
Ability to integrate course material with environment/other issues, to provide a broader perspective	Very Good	74

Accessibility of the teacher in and out of the class (includes availability of the teacher to motivate further study and discussion outside class)	Very Good	67
Communication Skills	Very Good	72
Interest generated by the teacher	Very Good	94
Knowledge base of the teacher	Very Good	66
Overall rating	Very Good	73
Provision of sufficient time for feedback	Very Good	81
Sincerity / Commitment of the teacher	Very Good	70

Score across course

> Below is the data for the students, who have given the feedback across various courses offered

Question	PG	UG
Ability to design quizzes /Tests / assignments / examinations and projects to evaluate students understanding of the course	9.25	9.48
Ability to integrate content with other courses	9.29	9.07
Ability to integrate course material with environment/other issues, to provide a broader perspective	9.2	9.37
Accessibility of the teacher in and out of the class (includes availability of the teacher to motivate further study and discussion outside class)	8.95	9.31
Communication Skills	9.04	9.39
Interest generated by the teacher	9.62	9.4
Knowledge base of the teacher	9.04	9.23
Overall rating	9.29	9.28
Provision of sufficient time for feedback	9.29	9.37
Sincerity / Commitment of the teacher	9.5	9.15

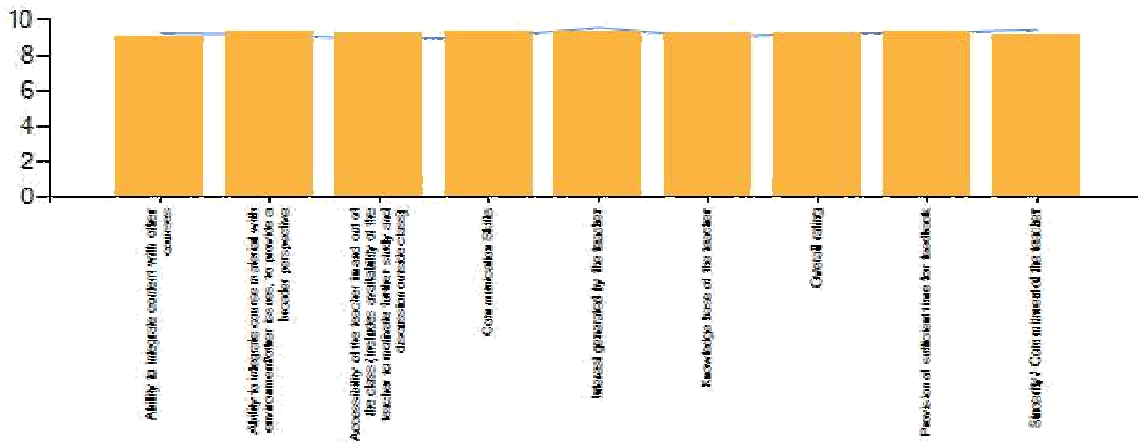


Figure4: Spline Diagram - score across course

Score across batch

> Below is the data for the students, who have given the feedback across various batches

Question	2013-14	2013-2014	2011-12
Ability to design quizzes /Tests / assignments / examinations and projects to evaluate students understanding of the course	9.43	9.18	9.79
Ability to integrate content with other courses	9.14	9.25	9.31
Ability to integrate course material with environment/other issues, to provide a broader perspective	9.1	9.56	9.72
Accessibility of the teacher in and out of the class (includes availability of the teacher to motivate further study and discussion outside class)	9.14	9.12	9.59
Communication Skills	9.15	9.56	9.38
Interest generated by the teacher	9.45	9.37	9.79
Knowledge base of the teacher	9.25	9.37	8.77
Overall rating	9.32	9.5	8.77
Provision of sufficient time for feedback	9.32	9.25	9.59
Sincerity / Commitment of the teacher	9.17	9.81	8.9

Comparison based on average score

- Average Score - Overall average of particular question
- Total Average - Average of all questions and responses
- Result - Based on comparison of Total Average with Average Score >

Question	Avg score	Total avg	Result
Ability to design quizzes /Tests / assignments / examinations and projects to evaluate students understanding of the course	9.45	9.29	Ok
Ability to integrate content with other courses	9.18	9.29	Needs improvement
Ability to integrate course material with environment/other issues, to provide a broader perspective	9.28	9.29	Needs improvement
Accessibility of the teacher in and out of the class (includes availability of the teacher to motivate further study and discussion outside class)	9.2	9.29	Needs improvement
Communication Skills	9.26	9.29	Needs improvement
Interest generated by the teacher	9.49	9.29	Ok
Knowledge base of the teacher	9.19	9.29	Needs improvement
Overall rating	9.27	9.29	Needs improvement
Provision of sufficient time for feedback	9.35	9.29	Ok
Sincerity / Commitment of the teacher	9.23	9.29	Needs improvement

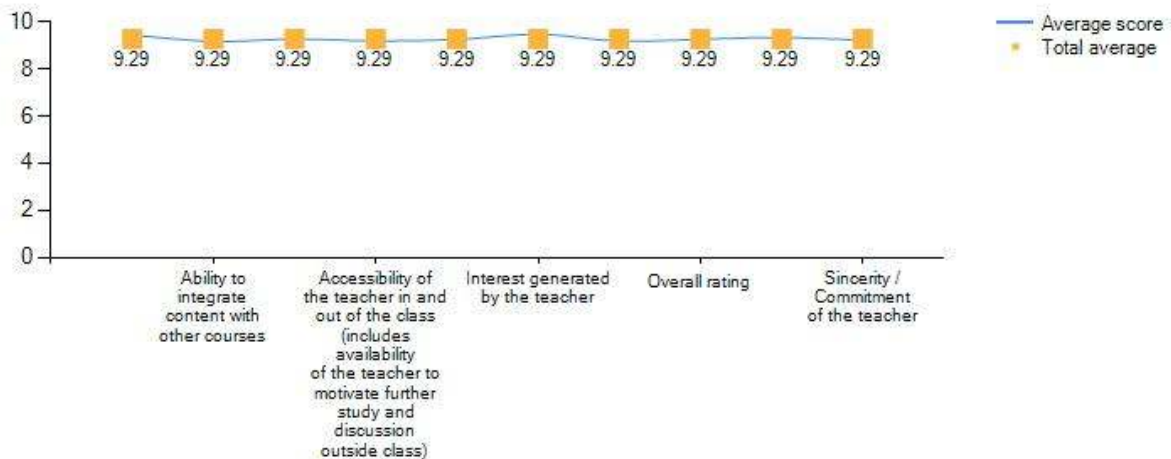


Figure5: Bar Spline Diagram - comparison based on average score

Comparison of maximum and minimum score

- Average Score - Overall average of particular question
- Total Average - Average of all questions and responses
- Max Score - Maximum score of particular question
- Min Score - Minimum score of particular question
- Result - Based on comparison of Total Average with Average Score

Question	Avg score	Total avg	Max score	Min score	Result
Ability to design quizzes /Tests / assignments / examinations and projects to evaluate students understanding of the course	9.45	9.29	10	8.5	Ok
Ability to integrate content with other courses	9.18	9.29	10	8.5	Needs improvement
Ability to integrate course material with environment/other issues, to provide a broader perspective	9.28	9.29	10	8.5	Needs improvement
Accessibility of the teacher in and out of the class (includes availability of the teacher to motivate further study and discussion outside class)	9.2	9.29	10	8.5	Needs improvement
Communication Skills	9.26	9.29	10	8.5	Needs improvement
Interest generated by the teacher	9.49	9.29	10	8.5	Ok
Knowledge base of the teacher	9.19	9.29	10	8.5	Needs improvement
Overall rating	9.27	9.29	10	8.5	Needs improvement
Provision of sufficient time for feedback	9.35	9.29	10	8.5	Ok
Sincerity / Commitment of the teacher	9.23	9.29	10	8.5	Needs improvement

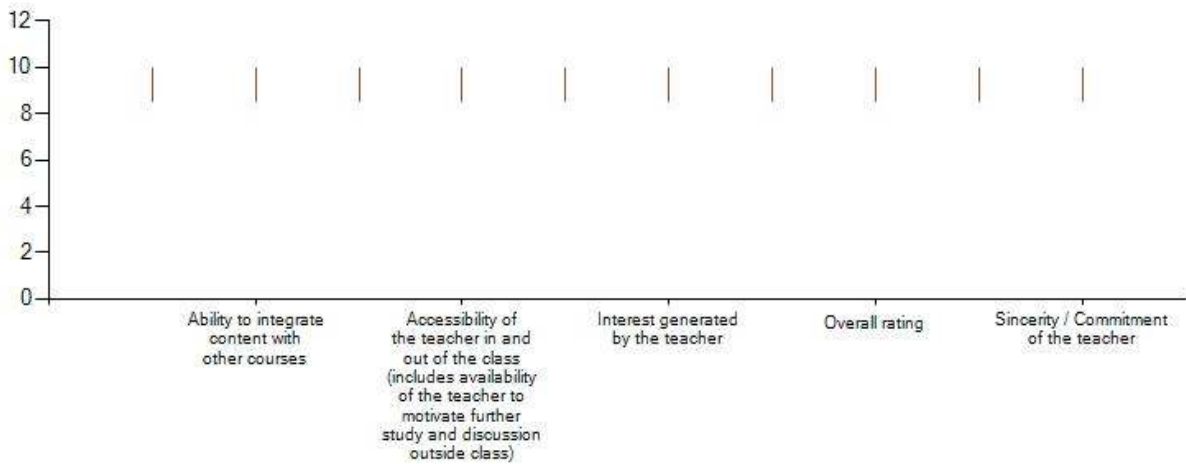


Figure6: Candlestick Diagram - reflects the max & min score

M. Mahy
Principal