



JSS MAHAVIDYAPEETHA

JSS COLLEGE OF ARTS, COMMERCE & SCIENCE

(An Autonomous College of University of Mysore)
B.N. ROAD, MYSURU-570 025 KARNATAKA

Re-accredited by NAAC with 'A' grade
Recognised by UGC as "College with Potential for Excellence"

Ph: 0821-2548236 & 2548380. FAX: 0821-2548238 E-mail: jssautonomous@gmail.com Website: JSSCACS.edu.in

About the college

Following is a brief profile of JSS COLLEGE OF ARTS, COMMERCE AND SCIENCE

JSS College of Arts, Commerce and Science is a co-educational College established in 1964 under the aegis of JSS Mahavidyapeetha, Mysore. The College was started as an affiliated college of University of Mysore with undergraduate programmes in BA, BSc, BCom, BBM and was given permanent affiliation in 1993. The College is recognised by UGC under section 2(f) and 12(B) of the UGC Act 1956 and is receiving central assistance. The college has been functioning as an autonomous college from the academic year 2005-06. The distinctive features of autonomy are that the college is empowered to frame the syllabi, introduce new courses and conduct examinations independently. The degree is awarded by the University of Mysore. The college is situated on a sprawling 7.08 acres plot with a spacious building and a hostel in a picturesque surrounding at the foot of Chamundi Hills. The third floor to the existing building created additional space to meet the growing needs of the college. The women hostel has also been extended to accommodate 200 students. It has excellent infrastructure required for the pursuit of academic excellence Under the spiritual guidance of H.H Jagadguru Sri Shivarathri Deshikendra Mahaswamiji, the institution is desirous of scaling new heights in the days to come. The entire spectrum of management, staff and students are committed to put in their best to make this dream come true.

Feedback Framework

Following is the list of questions, which is taken by the stakeholders

| Question | Option |
|--|--------------|
| How often do you visit the Library | Regular |
| How often do you visit the Library | Occasionally |
| How often do you visit the Library | Never |
| Are the required number of titles in your Subject available in the Library | Yes |
| Are the required number of titles in your Subject available in the Library | No |
| Are you satisfied with the cataloguing and arrangement of books in the Library | Yes |
| Are you satisfied with the cataloguing and arrangement of books in the Library | No |
| Are you satisfied with the available Reading space in the Library | Yes |
| Are you satisfied with the available Reading space in the Library | No |
| Are the Library Staff co-operative and helpful | Yes |
| Are the Library Staff co-operative and helpful | No |
| Are you able make use of Xerox facility in the Library | Yes |
| Are you able make use of Xerox facility in the Library | No |
| Are you able to access Internet Centre as and when you require | Yes |
| Are you able to access Internet Centre as and when you require | No |

| | |
|---|-----|
| Are you making use of educational online resources | Yes |
| Are you making use of educational online resources | No |
| Are there enough number of nodes Available in the Internet Centre | Yes |
| Are there enough number of nodes Available in the Internet Centre | No |
| Are the Net centre staff co-operative and helpful | Yes |
| Are the Net centre staff co-operative and helpful | No |

Total questions answered by the all students

> Above framework has been selected for the feedback and here is the summary of responses




Figure1: Doughnut Diagram - number of responses

| Type | Total Number |
|---------|--------------|
| Student | 240 |

Average score per question

> Below is the data, that reflects average score per question

| Question | Score |
|---|-------|
| Are the Net centre staff co-operative and helpful | 0.2 |
| Are you satisfied with the available Reading space in the Library | 0.58 |

| | |
|--|------|
| Are there enough number of nodes Available in the Internet Centre | 0.66 |
| Are the required number of titles in your Subject available in the Library | 0.54 |
| Are you able make use of Xerox facility in the Library | 0.7 |
| Are you making use of educational online resources | 0.83 |
| Are you able to access Internet Centre as and when you require | 0.79 |
| Are you satisfied with the cataloguing and arrangement of books in the Library | 0.2 |
| How often do you visit the Library | 1.5 |
| Are the Library Staff co-operative and helpful | 0.58 |

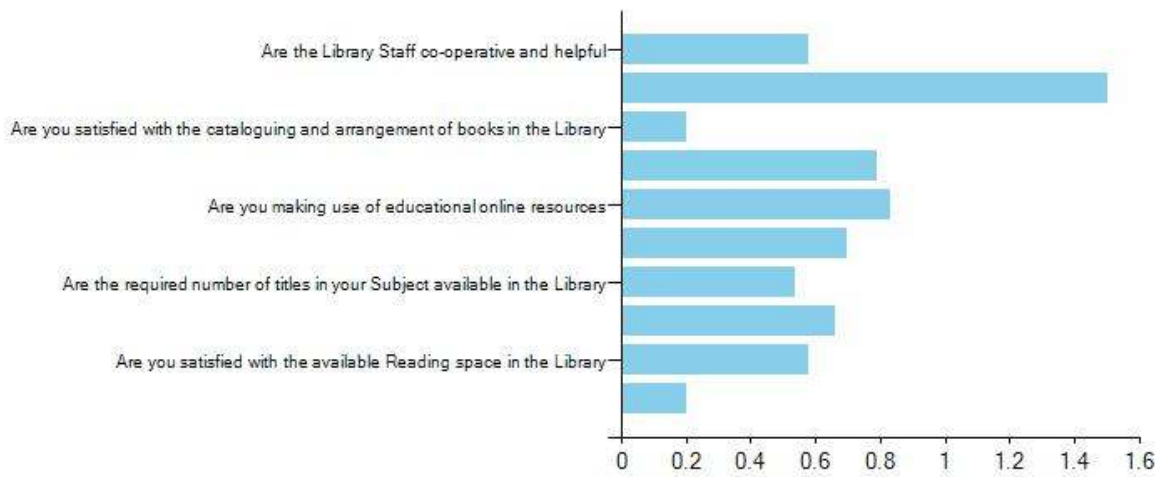


Figure3: Bar Diagram - average score per question

Summary of responses for every option

> Below is the data that reflects, summary of responses for every option

| Question | Option | Count |
|--|--------------|-------|
| Are the Library Staff co-operative and helpful | No | 10 |
| Are the Net centre staff co-operative and helpful | No | 19 |
| Are the required number of titles in your Subject available in the Library | No | 11 |
| Are there enough number of nodes Available in the Internet Centre | No | 8 |
| Are you able make use of Xerox facility in the Library | No | 7 |
| Are you able to access Internet Centre as and when you require | No | 5 |
| Are you making use of educational online resources | No | 4 |
| Are you satisfied with the available Reading space in the Library | No | 10 |
| Are you satisfied with the cataloguing and arrangement of books in the Library | No | 19 |
| How often do you visit the Library | Occasionally | 12 |

| | | |
|--|---------|----|
| How often do you visit the Library | Regular | 12 |
| Are the Library Staff co-operative and helpful | Yes | 14 |
| Are the Net centre staff co-operative and helpful | Yes | 5 |
| Are the required number of titles in your Subject available in the Library | Yes | 13 |
| Are there enough number of nodes Available in the Internet Centre | Yes | 16 |
| Are you able make use of Xerox facility in the Library | Yes | 17 |
| Are you able to access Internet Centre as and when you require | Yes | 19 |
| Are you making use of educational online resources | Yes | 20 |
| Are you satisfied with the available Reading space in the Library | Yes | 14 |
| Are you satisfied with the cataloguing and arrangement of books in the Library | Yes | 5 |

Score across course

> Below is the data for the students, who have given the feedback across various courses offered

| Question | PG | UG |
|--|------|------|
| Are the Library Staff co-operative and helpful | 0.41 | 0.75 |
| Are the Net centre staff co-operative and helpful | 0.16 | 0.25 |
| Are the required number of titles in your Subject available in the Library | 0.41 | 0.66 |
| Are there enough number of nodes Available in the Internet Centre | 0.75 | 0.58 |
| Are you able make use of Xerox facility in the Library | 0.91 | 0.5 |
| Are you able to access Internet Centre as and when you require | 0.66 | 0.91 |
| Are you making use of educational online resources | 0.91 | 0.75 |
| Are you satisfied with the available Reading space in the Library | 0.66 | 0.5 |
| Are you satisfied with the cataloguing and arrangement of books in the Library | 0.16 | 0.25 |
| How often do you visit the Library | 1.16 | 1.83 |

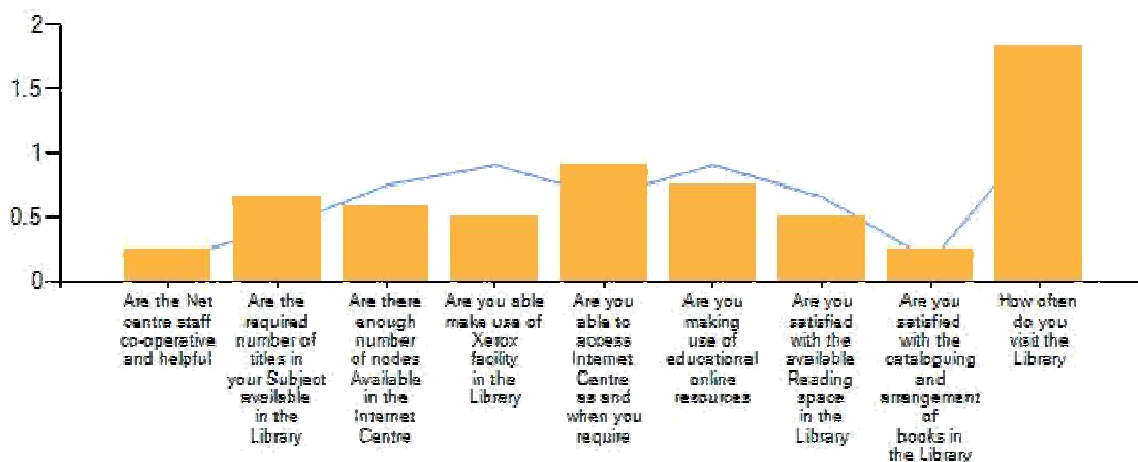


Figure4: Spline Diagram - score across course

Score across batch

> Below is the data for the students, who have given the feedback across various batches

| Question | 2013-14 |
|--|---------|
| Are the Library Staff co-operative and helpful | 0.58 |
| Are the Net centre staff co-operative and helpful | 0.2 |
| Are the required number of titles in your Subject available in the Library | 0.54 |
| Are there enough number of nodes Available in the Internet Centre | 0.66 |
| Are you able make use of Xerox facility in the Library | 0.7 |
| Are you able to access Internet Centre as and when you require | 0.79 |
| Are you making use of educational online resources | 0.83 |
| Are you satisfied with the available Reading space in the Library | 0.58 |
| Are you satisfied with the cataloguing and arrangement of books in the Library | 0.2 |
| How often do you visit the Library | 1.5 |

Comparison based on average score

- Average Score - Overall average of particular question
 - Total Average - Average of all questions and responses
 - Result - Based on comparison of Total Average with Average Score >
- Below is the data where, Institute can focus on improvement areas.

| | | | |
|--|------|------|-------------------|
| Are the Library Staff co-operative and helpful | 0.58 | 0.66 | Needs improvement |
| Are the Net centre staff co-operative and helpful | 0.2 | 0.66 | Needs improvement |
| Are the required number of titles in your Subject available in the Library | 0.54 | 0.66 | Needs improvement |
| Are there enough number of nodes Available in the Internet Centre | 0.66 | 0.66 | Needs improvement |
| Are you able make use of Xerox facility in the Library | 0.7 | 0.66 | Ok |
| Are you able to access Internet Centre as and when you require | 0.79 | 0.66 | Ok |
| Are you making use of educational online resources | 0.83 | 0.66 | Ok |
| Are you satisfied with the available Reading space in the Library | 0.58 | 0.66 | Needs improvement |
| Are you satisfied with the cataloguing and arrangement of books in the Library | 0.2 | 0.66 | Needs improvement |
| How often do you visit the Library | 1.5 | 0.66 | Ok |

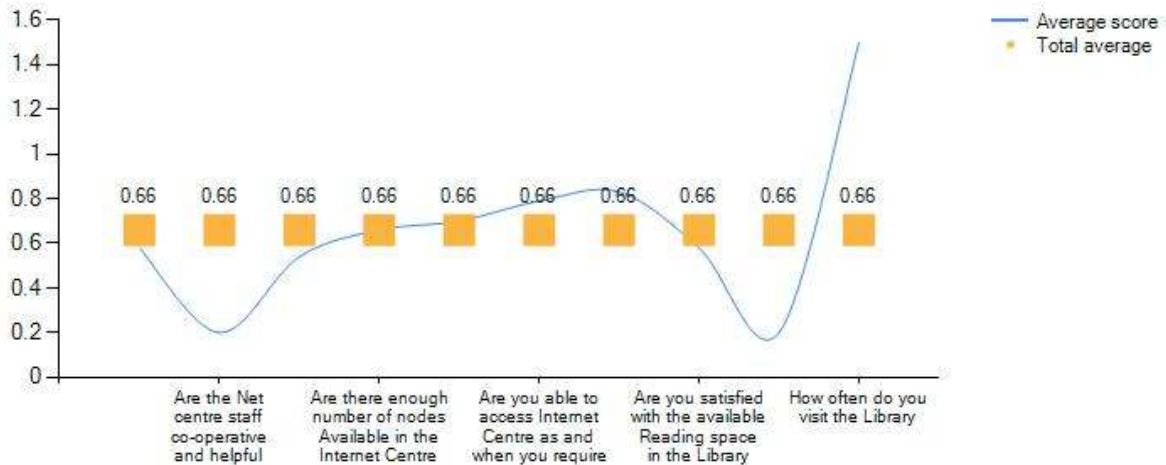


Figure5: Bar Spline Diagram - comparison based on average score

Comparison of maximum and minimum score

- Average Score - Overall average of particular question
- Total Average - Average of all questions and responses
- Max Score - Maximum score of particular question
- Min Score - Minimum score of particular question
- Result - Based on comparison of Total Average with Average Score

| Question | Avg score | Total avg | Max score | Min score | Result |
|--|-----------|-----------|-----------|-----------|-------------------|
| Are the Library Staff co-operative and helpful | 0.58 | 0.66 | 1 | 0 | Needs improvement |
| Are the Net centre staff co-operative and helpful | 0.2 | 0.66 | 1 | 0 | Needs improvement |
| Are the required number of titles in your Subject available in the Library | 0.54 | 0.66 | 1 | 0 | Needs improvement |

| | | | | | |
|--|------|------|---|---|-------------------|
| Are there enough number of nodes Available in the Internet Centre | 0.66 | 0.66 | 1 | 0 | Needs improvement |
| Are you able make use of Xerox facility in the Library | 0.7 | 0.66 | 1 | 0 | Ok |
| Are you able to access Internet Centre as and when you require | 0.79 | 0.66 | 1 | 0 | Ok |
| Are you making use of educational online resources | 0.83 | 0.66 | 1 | 0 | Ok |
| Are you satisfied with the available Reading space in the Library | 0.58 | 0.66 | 1 | 0 | Needs improvement |
| Are you satisfied with the cataloguing and arrangement of books in the Library | 0.2 | 0.66 | 1 | 0 | Needs improvement |
| How often do you visit the Library | 1.5 | 0.66 | 2 | 1 | Ok |

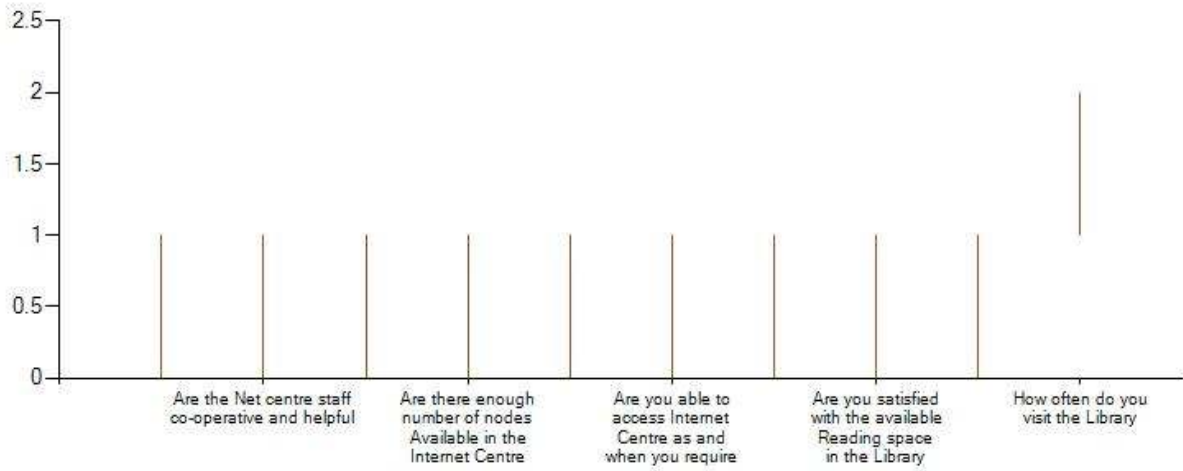


Figure6: Candlestick Diagram - reflects the max & min score

M. Naby
Principal