



JSS MAHAVIDYAPEETHA

JSS COLLEGE OF ARTS, COMMERCE & SCIENCE

Autonomous, 'A' Grade and 'College with Potential for Excellence'
OOTY ROAD, MYSURU-570 025, KARNATAKA

Ph: 0821-2548236 & 2548380. FAX: 0821-2548238

E-mail: jssautonomous@gmail.com; Website: jsscacs.edu.in

ANNUAL QUALITY ASSURANCE REPORT 2020-21 REPORT OF STUDENT SATISFACTION SURVEY (SSS)

On

Teaching and Learning Process

Year: 2020-21

The IQAC has conducted the online student satisfaction survey (SSS) for seeking the opinions of students on teaching learning process during the year. The feedback from students has been obtained for the questions almost present in the questionnaire framed by the NAAC. The students were randomly picked from every programme. The responses have been analysed thoroughly and the opinion given by the students has been consolidated. From the analysis of results of SSS it is reflected that the teaching process is very good in the college to perform to the best level. The composition, response, overall results of analysis and question-wise responses are given below.

Students Composition

No. of Students Selected (Total: 2212)		
Programme	Male	Female
UG	578	578
PG	401	567
Others	40	48
Total	1019	1193

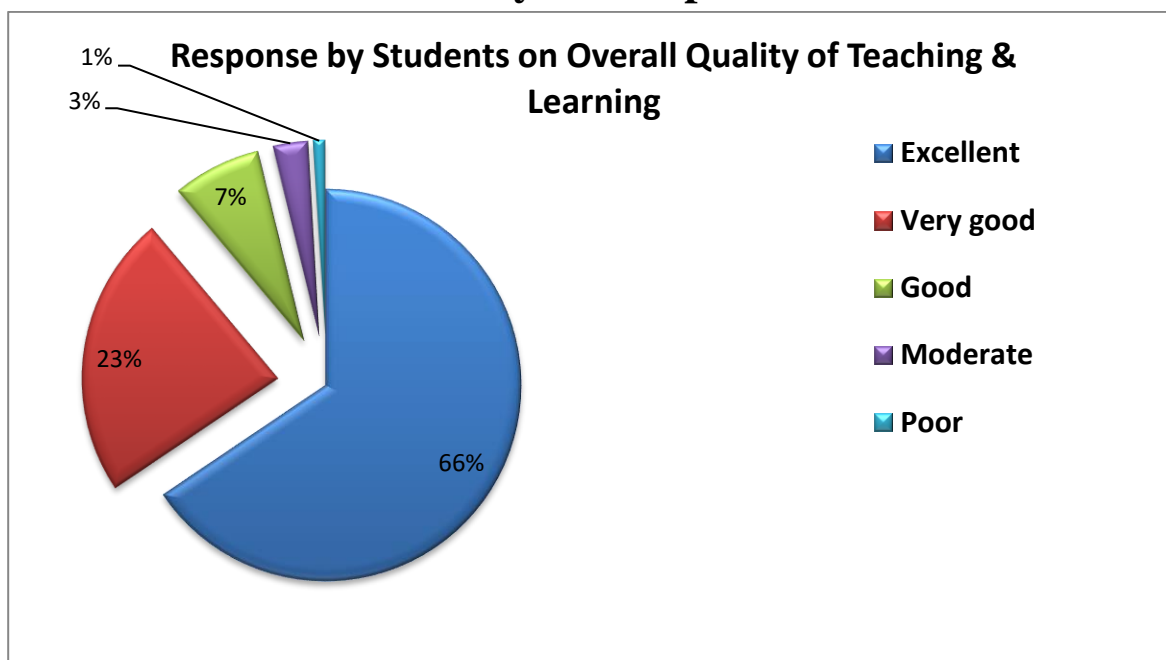
No. of Students Responded (Total 1328)

Gender	PG					UG					Others
	Arts	Com	Science	Voc	Others	Arts	Com	Science	Voc	Others	
Male	13	16	100	3	5	9	2	344	57	12	35
Female	21	21	263	13	12	6	0	306	48	5	37
Total	467					789					72

Response from Students about Teaching and Learning process

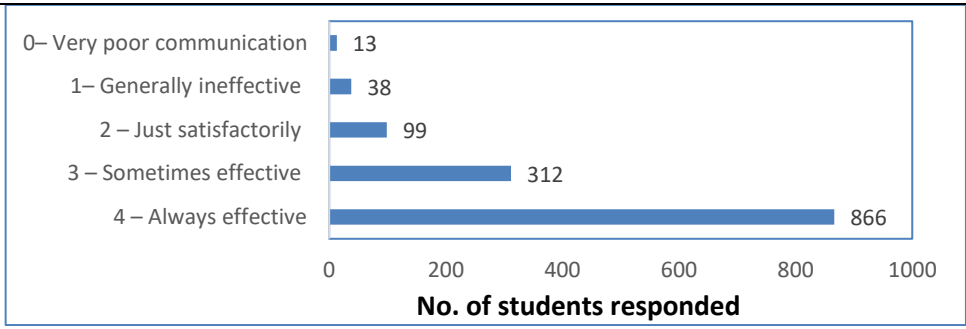
Rated →	Excellent	Very good	Good	Moderate	Poor
No. of Students	871	310	97	38	12
%Students	66	23	7	3	1

Analytical Report

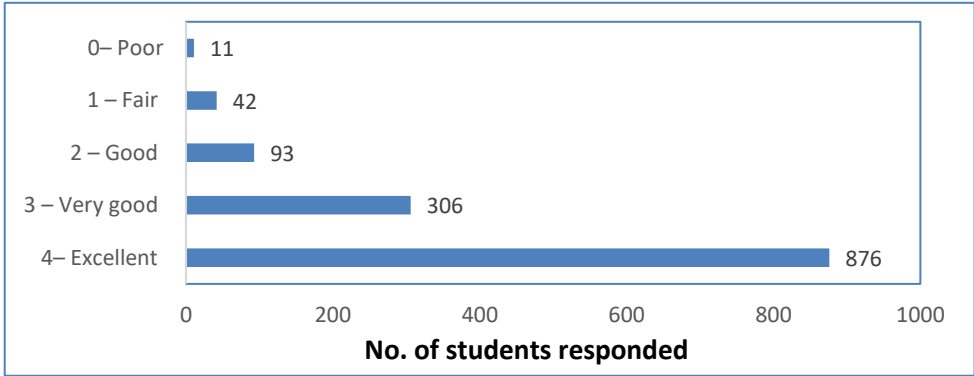


Question-wise analysis and results

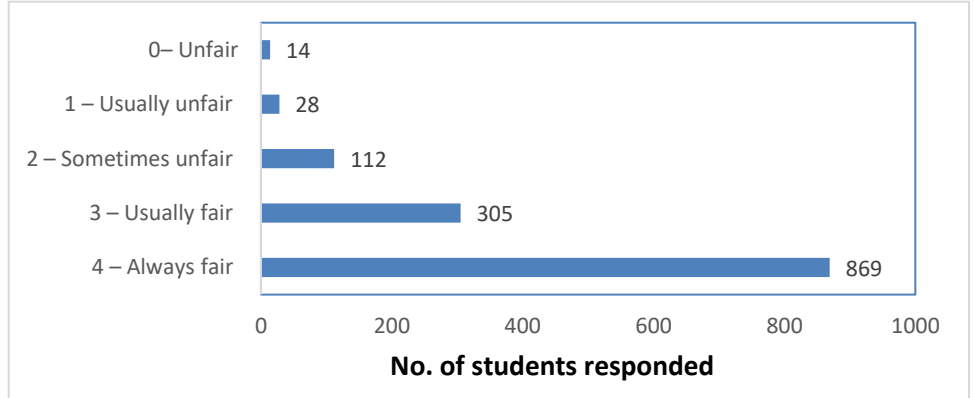
Question No.	Questionnaire & Response Plot												
1	<p>How much of the syllabus was covered in the class?</p> <table border="1"> <thead> <tr> <th>Response Category</th> <th>No. of students responded</th> </tr> </thead> <tbody> <tr> <td>0 – Below 30%</td> <td>12</td> </tr> <tr> <td>1 – 30 to 54%</td> <td>36</td> </tr> <tr> <td>2 – 55 to 69%</td> <td>85</td> </tr> <tr> <td>3 – 70 to 84%</td> <td>318</td> </tr> <tr> <td>4 – 85 to 100%</td> <td>877</td> </tr> </tbody> </table>	Response Category	No. of students responded	0 – Below 30%	12	1 – 30 to 54%	36	2 – 55 to 69%	85	3 – 70 to 84%	318	4 – 85 to 100%	877
Response Category	No. of students responded												
0 – Below 30%	12												
1 – 30 to 54%	36												
2 – 55 to 69%	85												
3 – 70 to 84%	318												
4 – 85 to 100%	877												
2	<p>How well did the teachers prepare for the classes?</p> <table border="1"> <thead> <tr> <th>Response Category</th> <th>No. of students responded</th> </tr> </thead> <tbody> <tr> <td>0 – Won't teach...</td> <td>9</td> </tr> <tr> <td>1 – Indifferently</td> <td>46</td> </tr> <tr> <td>2 – Poorly</td> <td>92</td> </tr> <tr> <td>3 – Satisfactorily</td> <td>307</td> </tr> <tr> <td>4 – Thoroughly</td> <td>874</td> </tr> </tbody> </table>	Response Category	No. of students responded	0 – Won't teach...	9	1 – Indifferently	46	2 – Poorly	92	3 – Satisfactorily	307	4 – Thoroughly	874
Response Category	No. of students responded												
0 – Won't teach...	9												
1 – Indifferently	46												
2 – Poorly	92												
3 – Satisfactorily	307												
4 – Thoroughly	874												
3	<p>How well were the teachers able to communicate?</p>												



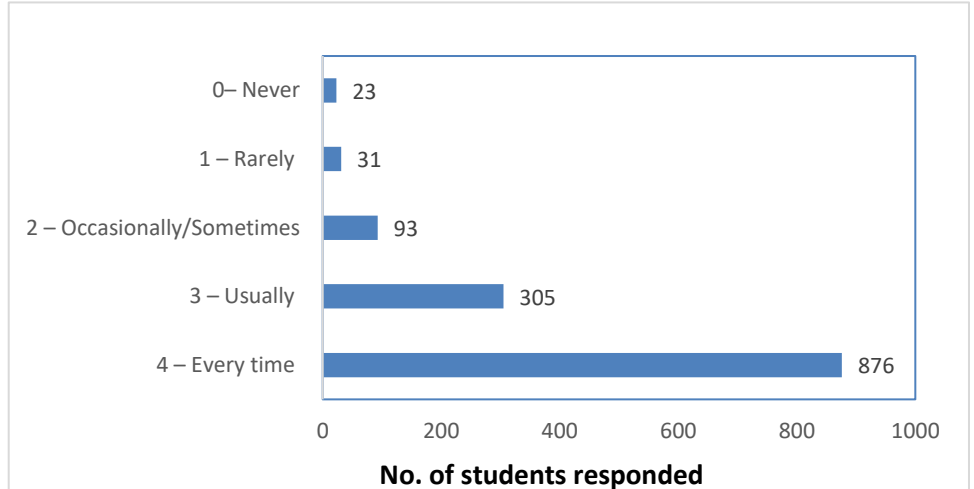
4 The teacher’s approach to teaching can best be described as

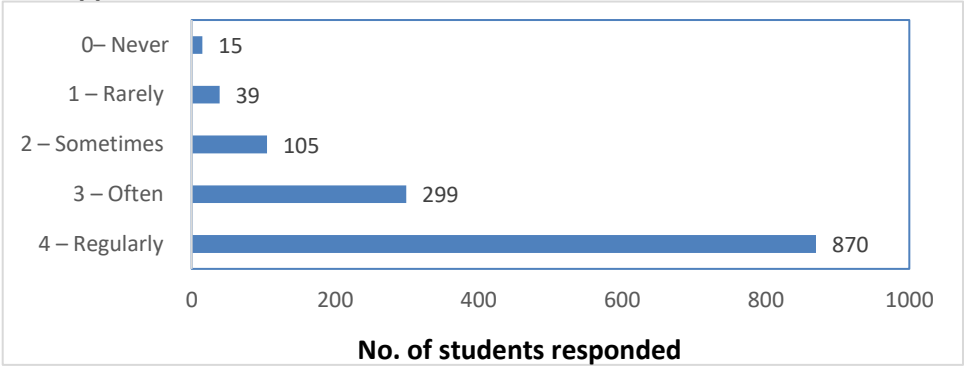
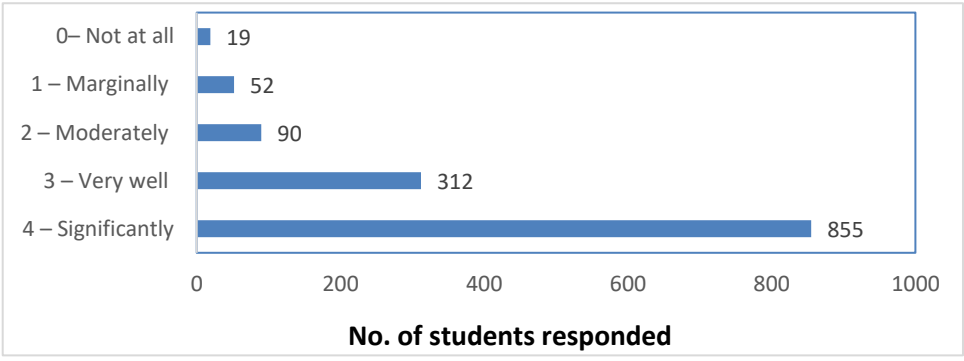
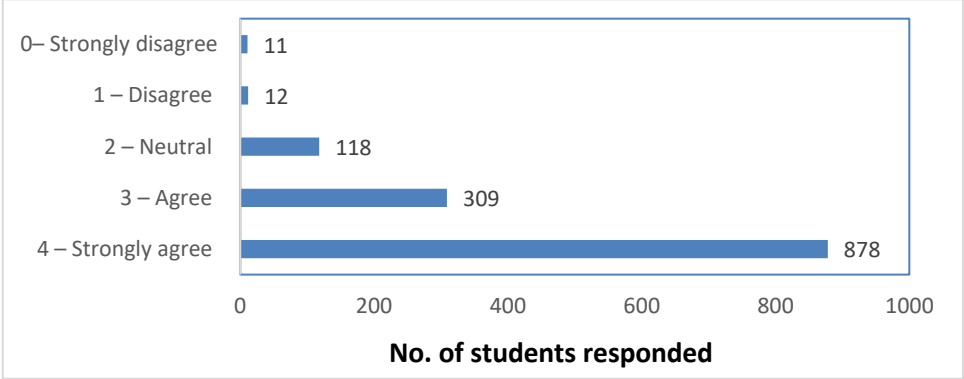
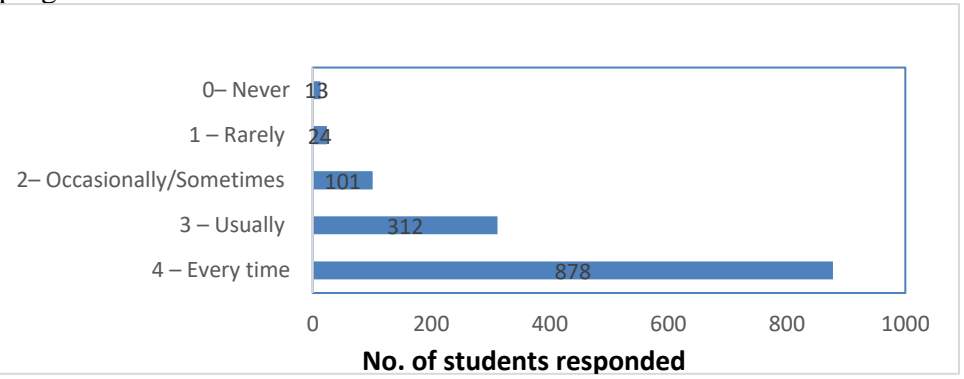


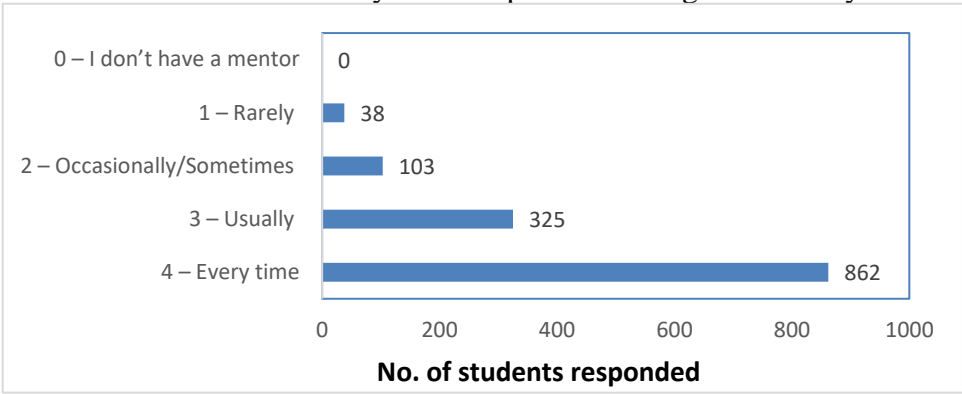
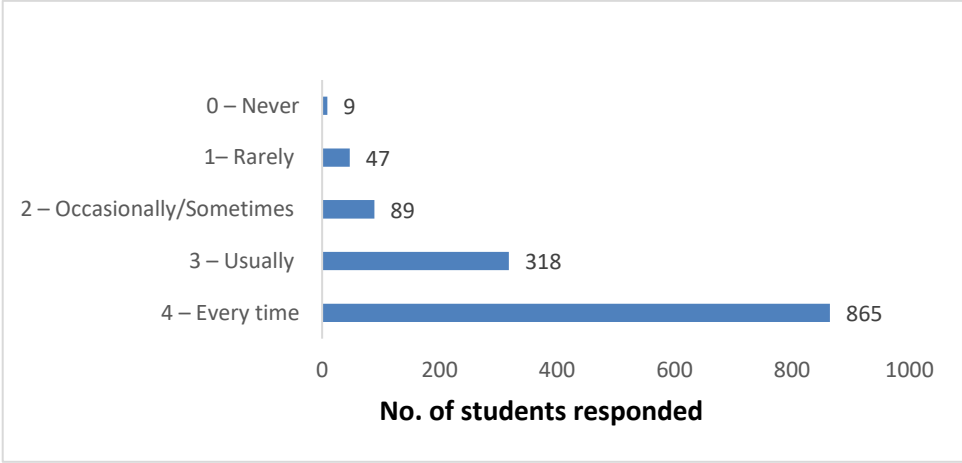
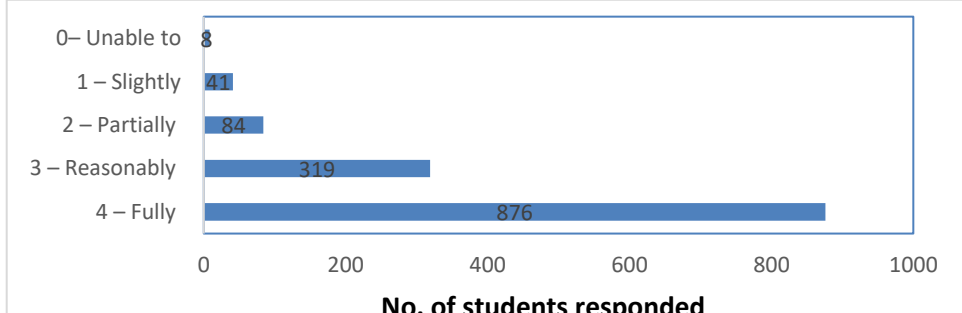
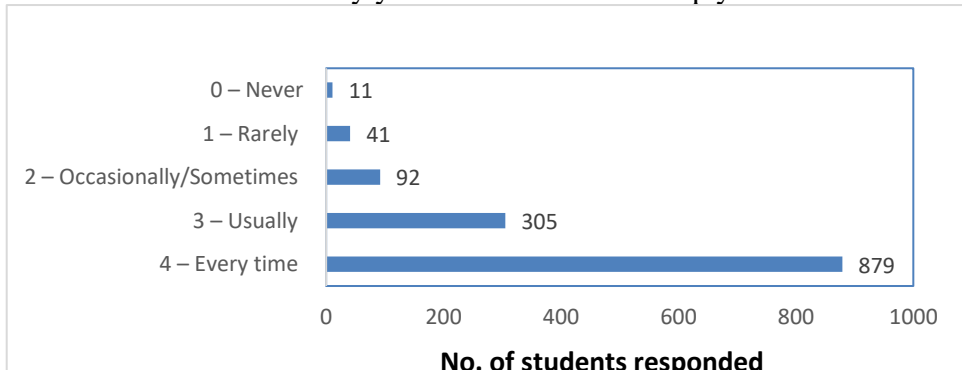
5 Fairness of the internal evaluation process by the teachers

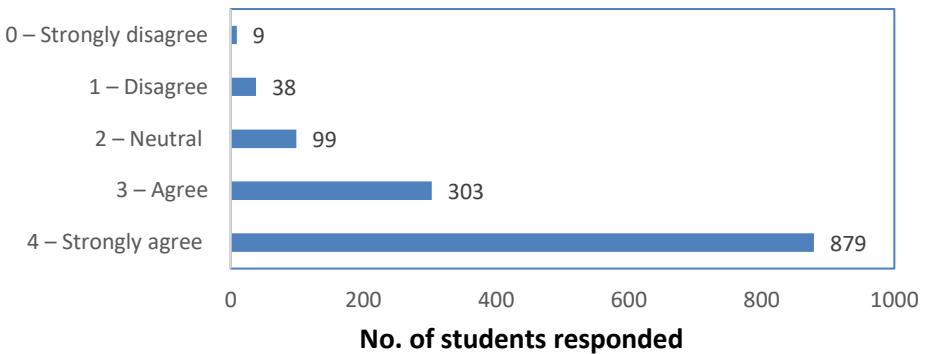
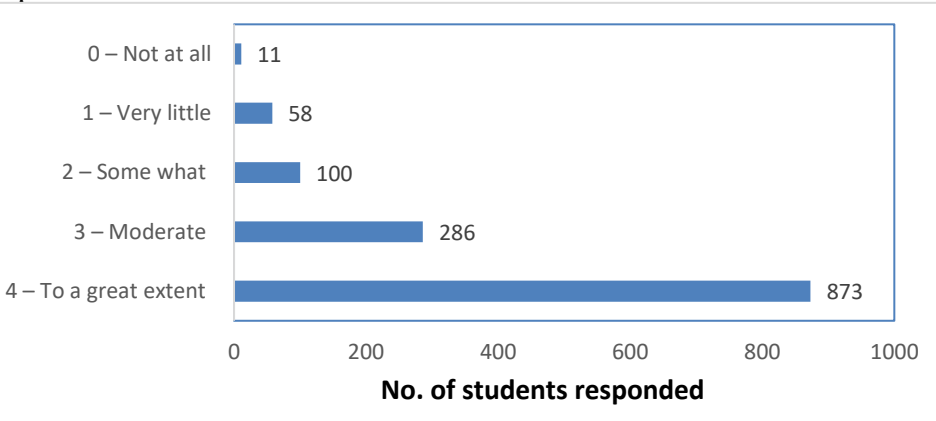
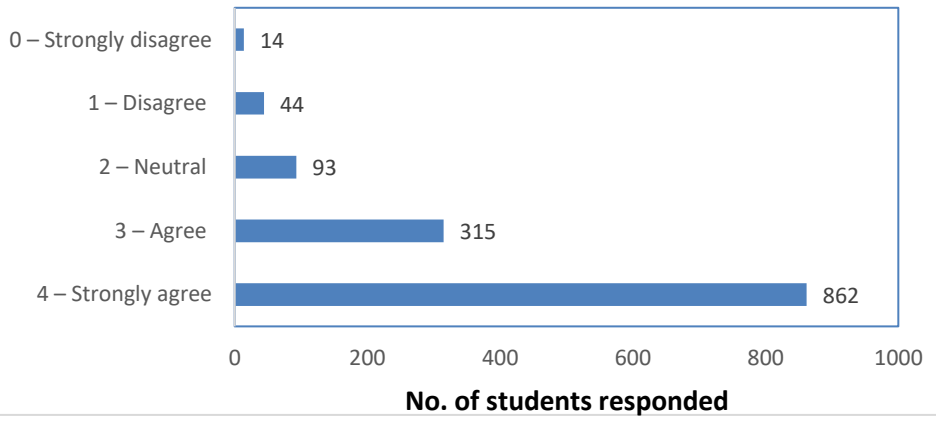
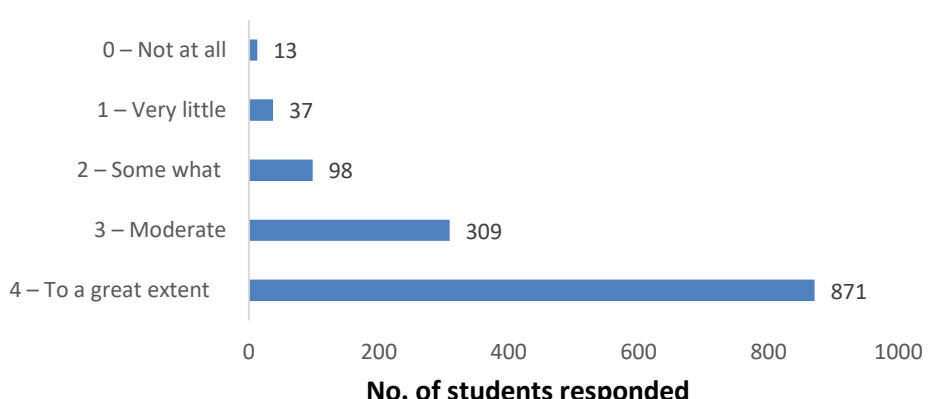


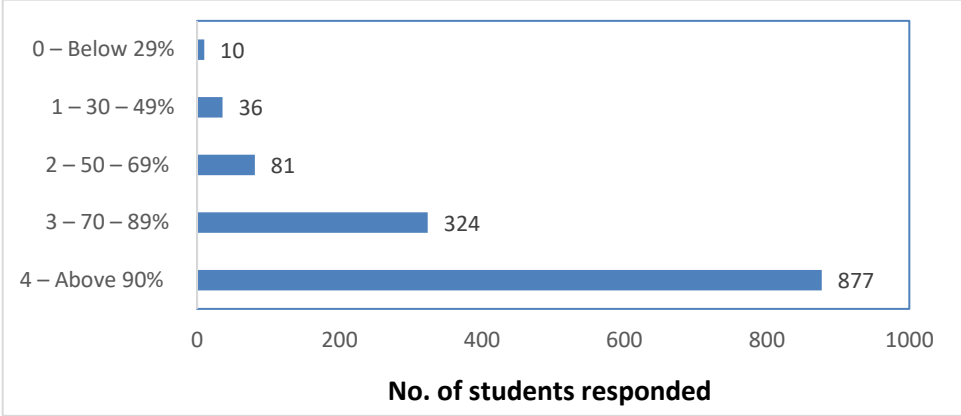
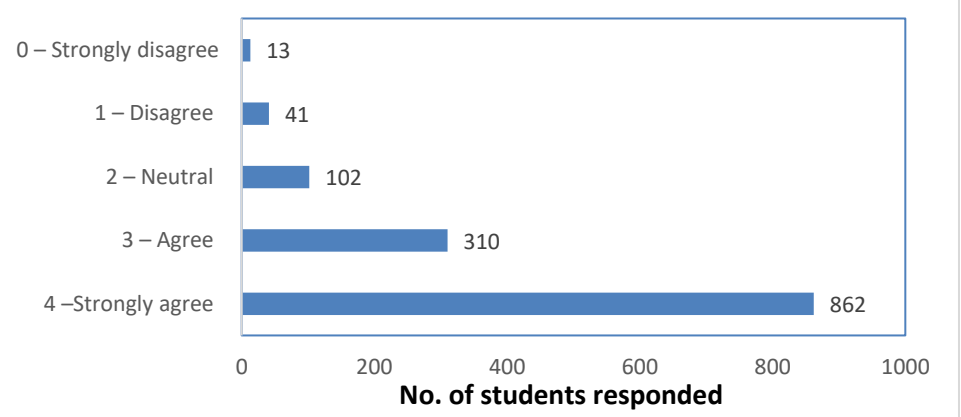
6 Was your performance in assignments discussed with you?



7	<p>The institute takes active interest in promoting internship, student exchange, field visit opportunities for students.</p>  <table border="1"> <thead> <tr> <th>Response Level</th> <th>No. of students responded</th> </tr> </thead> <tbody> <tr> <td>0 - Never</td> <td>15</td> </tr> <tr> <td>1 - Rarely</td> <td>39</td> </tr> <tr> <td>2 - Sometimes</td> <td>105</td> </tr> <tr> <td>3 - Often</td> <td>299</td> </tr> <tr> <td>4 - Regularly</td> <td>870</td> </tr> </tbody> </table>	Response Level	No. of students responded	0 - Never	15	1 - Rarely	39	2 - Sometimes	105	3 - Often	299	4 - Regularly	870
Response Level	No. of students responded												
0 - Never	15												
1 - Rarely	39												
2 - Sometimes	105												
3 - Often	299												
4 - Regularly	870												
8	<p>The teaching and mentoring process in your institution facilitates you in cognitive, social and emotional growth.</p>  <table border="1"> <thead> <tr> <th>Response Level</th> <th>No. of students responded</th> </tr> </thead> <tbody> <tr> <td>0 - Not at all</td> <td>19</td> </tr> <tr> <td>1 - Marginally</td> <td>52</td> </tr> <tr> <td>2 - Moderately</td> <td>90</td> </tr> <tr> <td>3 - Very well</td> <td>312</td> </tr> <tr> <td>4 - Significantly</td> <td>855</td> </tr> </tbody> </table>	Response Level	No. of students responded	0 - Not at all	19	1 - Marginally	52	2 - Moderately	90	3 - Very well	312	4 - Significantly	855
Response Level	No. of students responded												
0 - Not at all	19												
1 - Marginally	52												
2 - Moderately	90												
3 - Very well	312												
4 - Significantly	855												
9	<p>The institution provides multiple opportunities to learn and grow</p>  <table border="1"> <thead> <tr> <th>Response Level</th> <th>No. of students responded</th> </tr> </thead> <tbody> <tr> <td>0 - Strongly disagree</td> <td>11</td> </tr> <tr> <td>1 - Disagree</td> <td>12</td> </tr> <tr> <td>2 - Neutral</td> <td>118</td> </tr> <tr> <td>3 - Agree</td> <td>309</td> </tr> <tr> <td>4 - Strongly agree</td> <td>878</td> </tr> </tbody> </table>	Response Level	No. of students responded	0 - Strongly disagree	11	1 - Disagree	12	2 - Neutral	118	3 - Agree	309	4 - Strongly agree	878
Response Level	No. of students responded												
0 - Strongly disagree	11												
1 - Disagree	12												
2 - Neutral	118												
3 - Agree	309												
4 - Strongly agree	878												
10	<p>Teachers inform you about your expected competencies, course outcomes and programme outcomes</p>  <table border="1"> <thead> <tr> <th>Response Level</th> <th>No. of students responded</th> </tr> </thead> <tbody> <tr> <td>0 - Never</td> <td>13</td> </tr> <tr> <td>1 - Rarely</td> <td>24</td> </tr> <tr> <td>2 - Occasionally/Sometimes</td> <td>101</td> </tr> <tr> <td>3 - Usually</td> <td>312</td> </tr> <tr> <td>4 - Every time</td> <td>878</td> </tr> </tbody> </table>	Response Level	No. of students responded	0 - Never	13	1 - Rarely	24	2 - Occasionally/Sometimes	101	3 - Usually	312	4 - Every time	878
Response Level	No. of students responded												
0 - Never	13												
1 - Rarely	24												
2 - Occasionally/Sometimes	101												
3 - Usually	312												
4 - Every time	878												

11	<p>Your mentor does a necessary follow-up with an assigned task to you.</p>  <table border="1"> <thead> <tr> <th>Response Category</th> <th>No. of students responded</th> </tr> </thead> <tbody> <tr> <td>0 – I don't have a mentor</td> <td>0</td> </tr> <tr> <td>1 – Rarely</td> <td>38</td> </tr> <tr> <td>2 – Occasionally/Sometimes</td> <td>103</td> </tr> <tr> <td>3 – Usually</td> <td>325</td> </tr> <tr> <td>4 – Every time</td> <td>862</td> </tr> </tbody> </table>	Response Category	No. of students responded	0 – I don't have a mentor	0	1 – Rarely	38	2 – Occasionally/Sometimes	103	3 – Usually	325	4 – Every time	862
Response Category	No. of students responded												
0 – I don't have a mentor	0												
1 – Rarely	38												
2 – Occasionally/Sometimes	103												
3 – Usually	325												
4 – Every time	862												
12	<p>The teachers illustrate the concepts through examples and applications.</p>  <table border="1"> <thead> <tr> <th>Response Category</th> <th>No. of students responded</th> </tr> </thead> <tbody> <tr> <td>0 – Never</td> <td>9</td> </tr> <tr> <td>1 – Rarely</td> <td>47</td> </tr> <tr> <td>2 – Occasionally/Sometimes</td> <td>89</td> </tr> <tr> <td>3 – Usually</td> <td>318</td> </tr> <tr> <td>4 – Every time</td> <td>865</td> </tr> </tbody> </table>	Response Category	No. of students responded	0 – Never	9	1 – Rarely	47	2 – Occasionally/Sometimes	89	3 – Usually	318	4 – Every time	865
Response Category	No. of students responded												
0 – Never	9												
1 – Rarely	47												
2 – Occasionally/Sometimes	89												
3 – Usually	318												
4 – Every time	865												
13	<p>The teachers identify your strengths and encourage you with providing right level of challenges</p>  <table border="1"> <thead> <tr> <th>Response Category</th> <th>No. of students responded</th> </tr> </thead> <tbody> <tr> <td>0 – Unable to</td> <td>8</td> </tr> <tr> <td>1 – Slightly</td> <td>41</td> </tr> <tr> <td>2 – Partially</td> <td>84</td> </tr> <tr> <td>3 – Reasonably</td> <td>319</td> </tr> <tr> <td>4 – Fully</td> <td>876</td> </tr> </tbody> </table>	Response Category	No. of students responded	0 – Unable to	8	1 – Slightly	41	2 – Partially	84	3 – Reasonably	319	4 – Fully	876
Response Category	No. of students responded												
0 – Unable to	8												
1 – Slightly	41												
2 – Partially	84												
3 – Reasonably	319												
4 – Fully	876												
14	<p>Teachers are able to identify your weaknesses and help you to overcome them</p>  <table border="1"> <thead> <tr> <th>Response Category</th> <th>No. of students responded</th> </tr> </thead> <tbody> <tr> <td>0 – Never</td> <td>11</td> </tr> <tr> <td>1 – Rarely</td> <td>41</td> </tr> <tr> <td>2 – Occasionally/Sometimes</td> <td>92</td> </tr> <tr> <td>3 – Usually</td> <td>305</td> </tr> <tr> <td>4 – Every time</td> <td>879</td> </tr> </tbody> </table>	Response Category	No. of students responded	0 – Never	11	1 – Rarely	41	2 – Occasionally/Sometimes	92	3 – Usually	305	4 – Every time	879
Response Category	No. of students responded												
0 – Never	11												
1 – Rarely	41												
2 – Occasionally/Sometimes	92												
3 – Usually	305												
4 – Every time	879												
15	<p>The institution makes effort to engage students in the monitoring, review and continuous quality improvement of the teaching learning process</p>												

	 <table border="1"> <thead> <tr> <th>Response</th> <th>No. of students responded</th> </tr> </thead> <tbody> <tr> <td>0 - Strongly disagree</td> <td>9</td> </tr> <tr> <td>1 - Disagree</td> <td>38</td> </tr> <tr> <td>2 - Neutral</td> <td>99</td> </tr> <tr> <td>3 - Agree</td> <td>303</td> </tr> <tr> <td>4 - Strongly agree</td> <td>879</td> </tr> </tbody> </table>	Response	No. of students responded	0 - Strongly disagree	9	1 - Disagree	38	2 - Neutral	99	3 - Agree	303	4 - Strongly agree	879	
Response	No. of students responded													
0 - Strongly disagree	9													
1 - Disagree	38													
2 - Neutral	99													
3 - Agree	303													
4 - Strongly agree	879													
16	<p>The institute/ teachers use student centric methods, such as experiential learning, participative learning and problem solving methodologies for enhancing learning experiences</p>  <table border="1"> <thead> <tr> <th>Response</th> <th>No. of students responded</th> </tr> </thead> <tbody> <tr> <td>0 - Not at all</td> <td>11</td> </tr> <tr> <td>1 - Very little</td> <td>58</td> </tr> <tr> <td>2 - Some what</td> <td>100</td> </tr> <tr> <td>3 - Moderate</td> <td>286</td> </tr> <tr> <td>4 - To a great extent</td> <td>873</td> </tr> </tbody> </table>	Response	No. of students responded	0 - Not at all	11	1 - Very little	58	2 - Some what	100	3 - Moderate	286	4 - To a great extent	873	
Response	No. of students responded													
0 - Not at all	11													
1 - Very little	58													
2 - Some what	100													
3 - Moderate	286													
4 - To a great extent	873													
17	<p>Teachers encourage you to participate in extracurricular activities.</p>  <table border="1"> <thead> <tr> <th>Response</th> <th>No. of students responded</th> </tr> </thead> <tbody> <tr> <td>0 - Strongly disagree</td> <td>14</td> </tr> <tr> <td>1 - Disagree</td> <td>44</td> </tr> <tr> <td>2 - Neutral</td> <td>93</td> </tr> <tr> <td>3 - Agree</td> <td>315</td> </tr> <tr> <td>4 - Strongly agree</td> <td>862</td> </tr> </tbody> </table>	Response	No. of students responded	0 - Strongly disagree	14	1 - Disagree	44	2 - Neutral	93	3 - Agree	315	4 - Strongly agree	862	
Response	No. of students responded													
0 - Strongly disagree	14													
1 - Disagree	44													
2 - Neutral	93													
3 - Agree	315													
4 - Strongly agree	862													
18	<p>Efforts are made by the institute/ teachers to inculcate soft skills, life skills and employability skills to make you ready for the world of work</p>  <table border="1"> <thead> <tr> <th>Response</th> <th>No. of students responded</th> </tr> </thead> <tbody> <tr> <td>0 - Not at all</td> <td>13</td> </tr> <tr> <td>1 - Very little</td> <td>37</td> </tr> <tr> <td>2 - Some what</td> <td>98</td> </tr> <tr> <td>3 - Moderate</td> <td>309</td> </tr> <tr> <td>4 - To a great extent</td> <td>871</td> </tr> </tbody> </table>	Response	No. of students responded	0 - Not at all	13	1 - Very little	37	2 - Some what	98	3 - Moderate	309	4 - To a great extent	871	
Response	No. of students responded													
0 - Not at all	13													
1 - Very little	37													
2 - Some what	98													
3 - Moderate	309													
4 - To a great extent	871													

19	<p>What percentage of teachers use ICT tools such as LCD projector, Multimedia, etc. while teaching</p>  <table border="1"> <thead> <tr> <th>Percentage Range</th> <th>No. of students responded</th> </tr> </thead> <tbody> <tr> <td>0 - Below 29%</td> <td>10</td> </tr> <tr> <td>1 - 30 - 49%</td> <td>36</td> </tr> <tr> <td>2 - 50 - 69%</td> <td>81</td> </tr> <tr> <td>3 - 70 - 89%</td> <td>324</td> </tr> <tr> <td>4 - Above 90%</td> <td>877</td> </tr> </tbody> </table>	Percentage Range	No. of students responded	0 - Below 29%	10	1 - 30 - 49%	36	2 - 50 - 69%	81	3 - 70 - 89%	324	4 - Above 90%	877
Percentage Range	No. of students responded												
0 - Below 29%	10												
1 - 30 - 49%	36												
2 - 50 - 69%	81												
3 - 70 - 89%	324												
4 - Above 90%	877												
20	<p>The overall quality of teaching-learning process in your institute is very good</p>  <table border="1"> <thead> <tr> <th>Response Category</th> <th>No. of students responded</th> </tr> </thead> <tbody> <tr> <td>0 - Strongly disagree</td> <td>13</td> </tr> <tr> <td>1 - Disagree</td> <td>41</td> </tr> <tr> <td>2 - Neutral</td> <td>102</td> </tr> <tr> <td>3 - Agree</td> <td>310</td> </tr> <tr> <td>4 - Strongly agree</td> <td>862</td> </tr> </tbody> </table>	Response Category	No. of students responded	0 - Strongly disagree	13	1 - Disagree	41	2 - Neutral	102	3 - Agree	310	4 - Strongly agree	862
Response Category	No. of students responded												
0 - Strongly disagree	13												
1 - Disagree	41												
2 - Neutral	102												
3 - Agree	310												
4 - Strongly agree	862												